



a

a


A

a

A

b

B



c

C

c

C

d

D

d

D

e



E

e

E

f

F




g g

G



A blue cursive lowercase letter 'g' is shown on a grid. A small blue dot is placed at the top of the letter's stem to indicate the starting point for writing.



A red cursive uppercase letter 'G' is shown on a grid. A small red dot is placed at the top of the letter's stem to indicate the starting point for writing.

h

H

h

H

i

I

i

J

z

J


z

J

k

K


A blue cursive lowercase letter 'k' is shown on a grid. It starts with a small circle at the bottom left, indicating the starting point. The letter has a tall, curved stem that loops back to the right, and a smaller, curved stem that loops back to the right below the main stem.

A red cursive uppercase letter 'K' is shown on a grid. It starts with a small circle at the top left, indicating the starting point. The letter has a tall, curved stem that loops back to the right, and a smaller, curved stem that loops back to the right below the main stem.

l

l

L



m

M

m

M

n

N

n

N

o



O

o

O

p

P



q

Q

q


Q

r

R




A blue cursive lowercase letter 'r' is shown on a grid. A small blue circle at the bottom left of the letter indicates the starting point for writing.



A red cursive uppercase letter 'R' is shown on a grid. Two small red circles at the top of the letter indicate the starting points for writing.



s

S



t

T



u

U

u

U

v

V

v

V

w

W

w

W

x

X

x

X

y

Y

y

Y

z

Z

z

Z

